

14 200m Backstroke Men Final

Official

☰ Qualified

☰ Heats





















☰ Summary

























Total




Open

17-18 years

13 and older

Rank	Competitor	Age	Club	RT	PTS	Result
1	 Follows Kane	27	 Neptune S...	0.63		1:58.39 Entry: 1:59.79 -1.40
	50m: 27.51		100m: 57.21 (29.70)			
	150m: 1:27.36 (30.15)		200m: 1:58.39 (31.03)			
2	 Muchirahon...	16	 Swim Rotor...	0.69		2:01.89 =16yrs NZR Entry: 2:04.04 -2.15
	50m: 28.47		100m: 58.97 (30.50)			
	150m: 1:30.55 (31.58)		200m: 2:01.89 (31.34)			
3	 Brown Sam	21	 Coast Swi...	0.63		2:02.40 Entry: 2:03.38 -0.98
	50m: 28.27		100m: 58.54 (30.27)			
	150m: 1:30.28 (31.74)		200m: 2:02.40 (32.12)			
4	 Poching Sa...	22	 North Shor...	0.64		2:04.94 Entry: 2:05.02 -0.08
	50m: 28.82		100m: 1:00.44 (31.62)			
	150m: 1:32.61 (32.17)		200m: 2:04.94 (32.33)			
5	 Williams D...	18	 SwimZone ...	0.54		2:05.69 Entry: 2:08.94 -3.25
	50m: 29.46		100m: 1:01.38 (31.92)			
	150m: 1:33.86 (32.48)		200m: 2:05.69 (31.83)			
6	 Faleafa Blake	19	 North Shor...	0.60		2:06.01 Entry: 2:04.92 +1.09
	50m: 29.00		100m: 1:00.93 (31.93)			
	150m: 1:33.44 (32.51)		200m: 2:06.01 (32.57)			
7	 Paki TeRau...	14	 Northwave ...	0.73		2:06.70 14yrs NZR Entry: 2:07.00 -0.30
	50m: 29.20		100m: 1:01.34 (32.14)			
	150m: 1:34.99 (33.65)		200m: 2:06.70 (31.71)			
8	 Esposito Al...	20	 Nga Tai Tu...	0.57		2:07.21 Entry: 2:08.12 -0.91
	50m: 28.70		100m: 1:01.24 (32.54)			
	150m: 1:34.48 (33.24)		200m: 2:07.21 (32.73)			
9	 Holder Bra...	18	 Phoenix Aq...	0.57		2:08.13 Entry: 2:10.82 -2.69
	50m: 29.37		100m: 1:01.09 (31.72)			
	150m: 1:34.63 (33.54)		200m: 2:08.13 (33.50)			
10	 Haufe Hans	17	 Northwave ...	0.57		2:08.55 Entry: 2:10.75 -2.20
	50m: 29.45		100m: 1:02.39 (32.94)			

	150m: 1:36.39 (34.00)	200m: 2:08.55 (32.16)			
11	 Rees Liam	18  Kiwi ASC	0.62	2:09.47 Entry: 2:11.64 -2.17	50m: 29.92 100m: 1:02.76 (32.84) 150m: 1:36.19 (33.43) 200m: 2:09.47 (33.28)
12	 James Harr...	17  Vikings Swi...	0.71	2:09.72 Entry: 2:10.92 -1.20	50m: 29.32 100m: 1:02.72 (33.40) 150m: 1:36.76 (34.04) 200m: 2:09.72 (32.96)
13	 Lloyd Hunter	17  Raumati S...	0.62	2:10.36 Entry: 2:13.18 -2.82	50m: 30.26 100m: 1:03.37 (33.11) 150m: 1:36.72 (33.35) 200m: 2:10.36 (33.64)
14	 Overend C...	17  Vikings Swi...	0.69	2:10.45 Entry: 2:13.17 -2.72	50m: 30.53 100m: 1:03.57 (33.04) 150m: 1:36.41 (32.84) 200m: 2:10.45 (34.04)
15	 Weathersto...	17  Kiwi ASC	0.47	2:10.98 Entry: 2:12.53 -1.55	50m: 30.80 100m: 1:03.72 (32.92) 150m: 1:37.57 (33.85) 200m: 2:10.98 (33.41)
16	 Lynch Tyson	17  Vikings Swi...	0.54	2:14.93 Entry: 2:11.87 +3.06	50m: 30.47 100m: 1:04.36 (33.89) 150m: 1:39.44 (35.08) 200m: 2:14.93 (35.49)
17	 Ellis Mitch	16  Liz van Wel...	0.67	2:07.19 Entry: 2:12.51 -5.32	50m: 30.75 100m: 1:04.86 (34.11) 150m: 1:36.46 (31.60) 200m: 2:07.19 (30.73)
18	 Downs-Hon...	26  Club 37	0.54	2:12.18 Entry: 2:11.86 +0.32	50m: 30.92 100m: 1:05.22 (34.30) 150m: 1:38.73 (33.51) 200m: 2:12.18 (33.45)
19	 Quirk John	22  North Shor...	0.69	2:12.55 Entry: 2:14.11 -1.56	50m: 29.75 100m: 1:03.31 (33.56) 150m: 1:38.33 (35.02) 200m: 2:12.55 (34.22)
20	 Woods Liam	19  St Paul's S...	0.70	2:12.65 Entry: 2:13.55 -0.90	50m: 30.63 100m: 1:05.03 (34.40) 150m: 1:39.49 (34.46) 200m: 2:12.65 (33.16)
21	 Oosthuizen...	17  United Swi...	0.71	2:13.28 Entry: 2:13.82 -0.54	50m: 30.30 100m: 1:04.35 (34.05) 150m: 1:39.30 (34.95) 200m: 2:13.28 (33.98)
22	 Cone Ethan	20  Jasi Swim ...	0.64	2:13.58 Entry: 2:13.96 -0.38	

	50m: 30.86 150m: 1:38.77 (34.32)	100m: 1:04.45 (33.59) 200m: 2:13.58 (34.81)			
23	 Baffert (V) ...	17	 Tahiti	0.71	2:14.49 Entry: 2:14.49
	50m: 31.56 150m: 1:40.68 (35.26)	100m: 1:05.42 (33.86) 200m: 2:14.49 (33.81)			
24	 Morley Coo...	21	 North Shor...	0.57	2:16.93 Entry: 2:11.28 +5.65
	50m: 30.08 150m: 1:41.11 (36.25)	100m: 1:04.86 (34.78) 200m: 2:16.93 (35.82)			